


# MODULAR CORE DIFFUSERS

## MODULAR CORE T-BAR LAY-IN AND SURFACE MOUNT



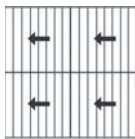
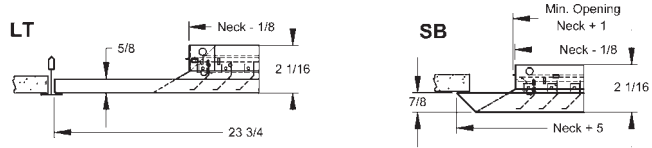
**SQD-LT**



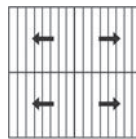
**SQD-SB**

- Square neck.
- Each individual core can be removed and rotated to provide the required air pattern.
- T-bar lay-in and surface mount units stocked.
- White baked enamel finish.

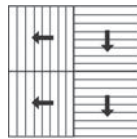
Note: SOBD's will not fit these diffusers, you must use SMOBD's.



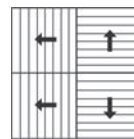
1-Way



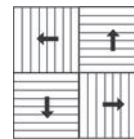
2-Way Opposite



2-Way



3-Way



4-Way

### SQD-SB, MODULAR CORE, BEVELED FRAME, SURFACE MOUNT

#### SQD-LT, MODULAR CORE, 24" x 24" LAY-IN PANEL


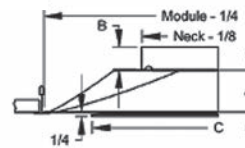
Catalog#	Size	Max CFM @ NC	List\$
W-10131	6"x6"	275@28	\$85.00
W-10132	8"x8"	489@33	\$87.00
W-10133	10"x10"	764@38	\$100.00
W-10134	12"x12"	1100@41	\$109.00
W-10135	14"x14"	1497@44	\$121.00
W-10136	16"x16"	1956@47	\$132.00
W-10137	18"x18"	2475@49	\$142.00

Catalog#	Size	Max CFM @ NC	List\$
W-10122	6"x6"	275@28	\$44.00
W-10123	8"x8"	489@33	\$48.00
W-10124	10"x10"	764@38	\$58.00
W-10125	12"x12"	1100@41	\$73.00
W-10126	14"x14"	1497@44	\$82.00
W-10127	16"x16"	1956@47	\$92.00
W-10128	18"x18"	2475@49	\$101.00
W-10129	20"x20"	3056@52	\$142.00
W-10130	22"x22"	3697@53	\$150.00
W-12599	24"x24"	4400@55	\$156.00

# ARCHITECTURAL CEILING PLAQUE DIFFUSER LAY-IN

## PLAQUE DIFFUSER T-BAR LAY-IN

Tuttle and Bailey lay-in plaque diffusers feature a round neck connection and a choice of six round neck sizes. The all stamped process means no miter lines or unsightly fasteners.



**T-1100**

#### T-1100, ARCHITECTURAL PLAQUE DIFFUSER, 24" x 24" LAY-IN PANEL

Catalog#	Size	Max CFM @ NC	List\$
W-12322	6"	280@34	\$82.00
W-12323	8"	490@38	\$82.00
W-12324	10"	770@41	\$82.00
W-12325	12"	1100@43	\$82.00
W-12326	14"	1500@43	\$82.00
W-12327	15"	1720@46	\$82.00

- Diffuser model is 24" square.
- May be used for supply or return.
- 1-1/4" collar for easy duct connection.
- White baked enamel finish.
- Removable plaque face.