


PERFORATED LAY-IN DIFFUSERS

PERFORATED ADJUSTABLE CURVED BLADE LAY-IN T-BAR AND MATCHING RETURN



PV

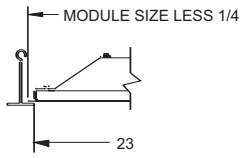


PR

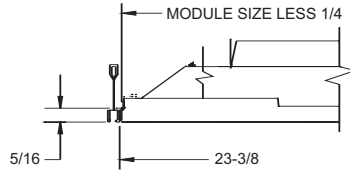
- Tuttle and Bailey curved blade perforated diffuser.
- Round or square neck.
- Unit is standard with adjustable curved blade core in neck.
- Adjustable horizontal to vertical air pattern.
- Diffuser stocked as 4 way blow pattern standard.
- 24" x 24" lay-in ceiling module with removable perforated face.
- White baked enamel finish.



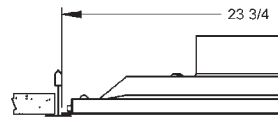
MODEL PV-LT



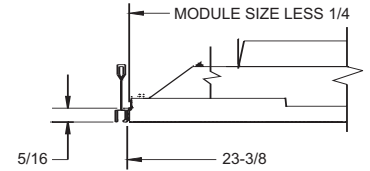
MODEL PV-NR, Narrow Regress



MODEL PR-LT



MODEL PVR-NR



PV-LT, CURVED BLADE, PERFORATED FACE, 24" x 24"--LAY-IN PANEL

Catalog#	Size	Max CFM @ NC	List\$
W-10213	6"	311@40	\$69.00
W-10214	8"	469@40	\$69.00
W-10215	10"	745@40	\$69.00
W-10216	12"	732@40	\$72.00
W-10217	14"	996@40	\$72.00
W-10218	16"	1094@40	\$74.00
W-10220	6"x6"	314@40	\$69.00
W-10221	8"x8"	473@40	\$69.00
W-10222	10"x10"	639@40	\$69.00
W-10223	12"x12"	840@40	\$72.00
W-10244	14"x14"	1088@40	\$72.00
W-10225	16"x16"	1396@40	\$74.00

PV-NR, CURVED BLADE, PERFORATED FACE, 24" x 24" LAY-IN PANEL, NARROW REGRESS

Catalog#	Size	Max CFM @ NC	List\$
W-10317	6"	311@40	\$78.00
W-10318	8"	469@40	\$78.00
W-10319	10"	745@40	\$78.00
W-10320	12"	732@40	\$80.00
W-10321	14"	996@40	\$80.00
W-10322	16"	1094@40	\$83.00
W-10323	6"x6"	314@40	\$78.00
W-10324	8"x8"	473@40	\$78.00
W-10325	10"x10"	639@40	\$78.00
W-10326	12"x12"	840@40	\$80.00
W-10327	14"x14"	1088@40	\$80.00
W-10328	16"x16"	1396@40	\$83.00

PR-LT, PERFORATED FACE RETURN, 24" x 24" LAY-IN PANEL


Catalog#	Size	Max CFM @ NC	List\$
W-10234	6"	275@34	\$50.00
W-10235	8"	488@38	\$50.00
W-10236	10"	763@41	\$50.00
W-10237	12"	1099@43	\$50.00
W-10238	14"	1495@46	\$53.00
W-10239	16"	1953@49	\$55.00
W-12294	6"x6"	350@35	\$55.00
W-12295	8"x8"	622@39	\$55.00
W-12296	10"x10"	972@42	\$55.00
W-12297	12"x12"	1400@45	\$57.00
W-12298	14"x14"	-	\$57.00
W-12299	16"x16"	-	\$60.00
W-12300	18"x18"	3150@49	\$60.00
W-12302	22"x22"	4706@51	\$55.00

PVR-NR, PERFORATED FACE RETURN, 24" x 24" LAY-IN PANEL, NARROW REGRESS

Catalog#	Size	List\$
W-10336	6"	\$66.00
W-10337	8"	\$66.00
W-10338	10"	\$66.00
W-10339	12"	\$68.00
W-12355	14"	\$68.00
W-10340	16"	\$70.00
W-10342	6"x6"	\$66.00
W-10343	8"x8"	\$66.00
W-10344	10"x10"	\$66.00
W-10345	12"x12"	\$68.00
W-10346	14"x14"	\$68.00
W-10347	16"x16"	\$70.00

PERFORATED LAY-IN DIFFUSERS

PERFORATED FACE MODULAR CORE LAY-IN T-BAR AND MATCHING RETURN



PM

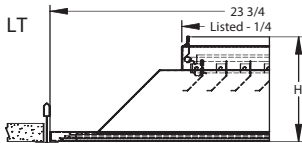


PR

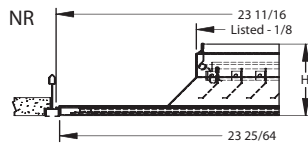
- Tuttle and Bailey modular core perforated diffuser.
- Square neck.
- Removable modular core design.
- Diffuser is adjustable to any blow pattern.
- Diffuser stocked with cores set at 4 way blow standard.
- 24" x 24" lay-in ceiling module with removable perforated face.
- White baked enamel finish.



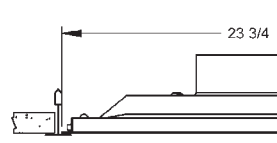
MODEL PM-LT



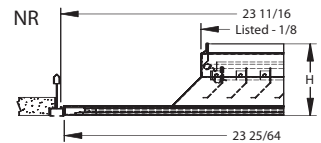
MODEL PM-NR, Narrow Regress



MODEL PR-LT



MODEL PVR-NR



PM-LT, MODULAR CORE, PERFORATED FACE, 24" x 24" LAY-IN PANEL

Catalog#	Size	Max CFM @ NC	List\$
W-10227	6"x6"	175@22	\$67.00
W-10228	8"x8"	311@27	\$77.00
W-10229	10"x10"	486@31	\$84.00
W-10230	12"x12"	700@35	\$94.00
W-10231	14"x14"	-	\$102.00
W-10232	16"x16"	-	\$115.00
W-10233	18"x18"	-	\$124.00

PM-NR, MODULAR CORE, PERFORATED FACE, 24" x 24" LAY-IN PANEL, NARROW REGRESS

Catalog#	Size	Max CFM @ NC	List\$
W-10329	6"x6"	175@22	\$63.00
W-10330	8"x8"	311@27	\$71.00
W-10331	10"x10"	486@31	\$79.00
W-10332	12"x12"	700@35	\$88.00
W-10333	14"x14"	-	\$95.00
W-10334	16"x16"	-	\$106.00
W-10335	18"x18"	-	\$115.00

PR-LT, PERFORATED FACE RETURN, 24" x 24" LAY-IN PANEL

Catalog#	Size	Max CFM @ NC	List\$
W-10234	6"	275@34	\$50.00
W-10235	8"	488@38	\$50.00
W-10236	10"	763@41	\$50.00
W-10237	12"	1099@43	\$50.00
W-10238	14"	1495@46	\$53.00
W-10239	16"	1953@49	\$55.00
W-12294	6"x6"	350@35	\$55.00
W-12295	8"x8"	622@39	\$55.00
W-12296	10"x10"	972@42	\$55.00
W-12297	12"x12"	1400@45	\$57.00
W-12298	14"x14"	-	\$57.00
W-12299	16"x16"	-	\$60.00
W-12300	18"x18"	3150@49	\$60.00
W-12302	22"x22"	4706@51	\$55.00

PVR-NR, PERFORATED FACE RETURN, 24" x 24" LAY-IN PANEL, NARROW REGRESS

Catalog#	Size	List\$
W-10336	6"	\$66.00
W-10337	8"	\$66.00
W-10338	10"	\$66.00
W-10339	12"	\$68.00
W-12355	14"	\$68.00
W-10340	16"	\$70.00
W-10342	6"x6"	\$66.00
W-10343	8"x8"	\$66.00
W-10344	10"x10"	\$66.00
W-10345	12"x12"	\$68.00
W-10346	14"x14"	\$68.00
W-10347	16"x16"	\$70.00

PERFORATED LAY-IN DIFFUSERS

PERFORATED FACE MOUNTED ADJUSTABLE AIR PATTERN LAY-IN T-BAR AND MATCHING RETURN



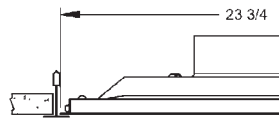
PP



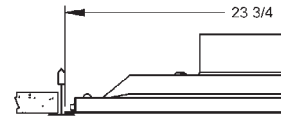
PR

- Tuttle and Bailey economy perforated diffuser.
- Round or square neck.
- Unit is standard with face mounted adjustable air pattern.
- Diffuser is field adjustable to any blow pattern.
- Diffuser stocked with 4 way blow pattern preset.
- 24" x 24" lay-in ceiling module with removable perforated face.
- White baked enamel finish.

MODEL PP-LT



MODEL PR-LT



PR-LT, PERFORATED FACE RETURN, 24" x 24" LAY-IN PANEL


PP-LT, MOUNTED PATTERN DEFLECTORS, PERFORATED FACE, 24" x 24" LAY-IN PANEL

Catalog#	Size	Max CFM @ NC	List\$
W-12282	6"	275@43	\$51.00
W-12283	8"	489@49	\$51.00
W-12284	10"	764@54	\$51.00
W-12285	12"	1100@57	\$51.00
W-12286	14"	1497@60	\$54.00
W-12287	16"	1955@63	\$56.00
W-10241	6"x6"	350@45	\$56.00
W-10242	8"x8"	622@51	\$56.00
W-10243	10"x10"	972@56	\$56.00
W-10244	12"x12"	1400@60	\$59.00
W-10245	14"x14"	-	\$59.00
W-10246	16"x16"	-	\$61.00
W-10247	18"x18"	-	\$71.00


Catalog#	Size	Max CFM @ NC	List\$
W-10234	6"	275@34	\$50.00
W-10235	8"	488@38	\$50.00
W-10236	10"	763@41	\$50.00
W-10237	12"	1099@43	\$50.00
W-10238	14"	1495@46	\$53.00
W-10239	16"	1953@49	\$55.00
W-12294	6"x6"	350@35	\$55.00
W-12295	8"x8"	622@39	\$55.00
W-12296	10"x10"	972@42	\$55.00
W-12297	12"x12"	1400@45	\$57.00
W-12298	14"x14"	-	\$57.00
W-12299	16"x16"	-	\$60.00
W-12300	18"x18"	3150@49	\$60.00
W-12302	22"x22"	4706@51	\$55.00

PERFORATED LAY-IN SCREENS

PERFORATED FACE LAY-IN T-BAR SCREENS



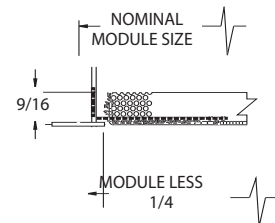
48" x 24"



24" x 24"



PTL 24" x 12"



- Steel perforated, non-ducted.
- White baked enamel finish.

PTL-LT, PERFORATED FACE, 24" x 24" LAY-IN PANEL, NON-DUCTED

Catalog#	Size	Max CFM @ NC	List\$
W-10963	24"x12"	2548@39	\$26.00
W-10964	24"x24"	5250@42	\$28.00
W-10965	48"x24"	-	\$45.00

PTL-NR, PERFORATED FACE, 24" x 24" LAY-IN PANEL, NON-DUCTED, NARROW REGRESS

Catalog#	Size	List\$
W-11171	24"x24"	\$37.00